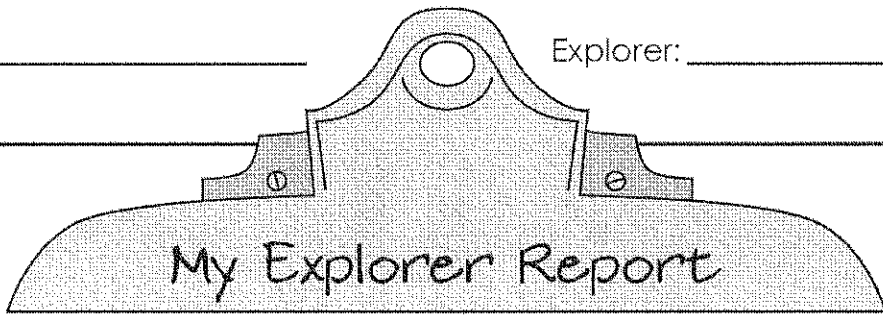


Name: _____

Explorer: _____

1

A clipboard illustration with a metal clip at the top. The clip has a circular hole in the center and two smaller circular holes on either side. The clipboard itself is a dark, textured shape with rounded corners.

My Explorer Report

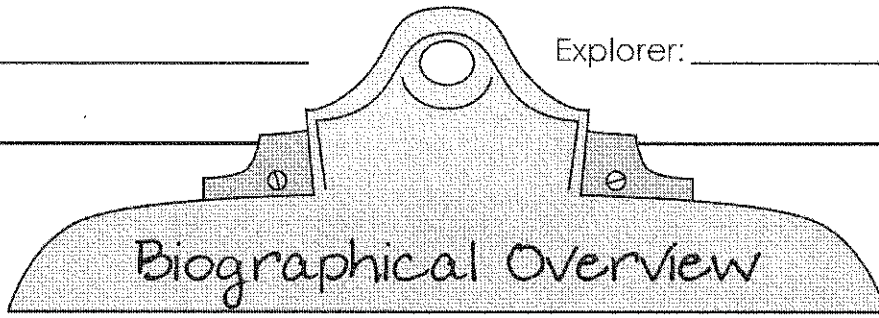
(Write the name of your explorer on this line.)

Draw a large portrait of your explorer, or paste a picture of your explorer in the space above.
If you are drawing the explorer, be sure your picture has lots of clear detail and is colored in.

Name: _____

Explorer: _____

2



Explorer's Full Name: _____


Date of Birth: _____

Country of Birth: _____

Date of Death: _____

What country did this explorer sail from?

Draw the flag of the country your explorer sailed for.



Name: _____

Explorer: _____

A graphic of a clipboard with a metal clip at the top. The text "Transportation and Crew" is written on the paper part of the clipboard.

Transportation and Crew

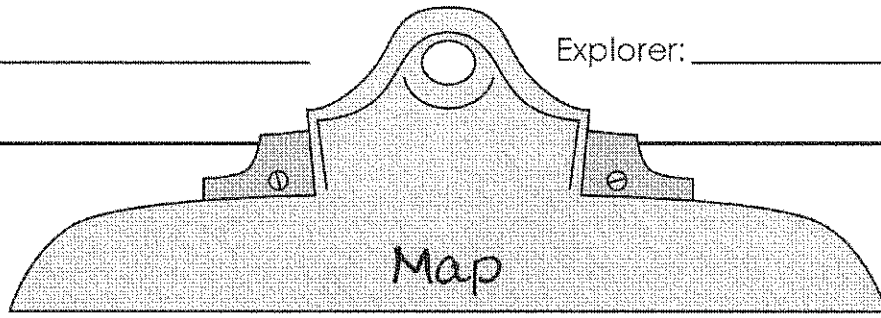
Describe your explorer's crew.

Describe the ships or other transportation used by your explorer.

Draw an illustration of the ships or other transport used by your explorer. Be sure your picture has lots of clear detail and is colored in.

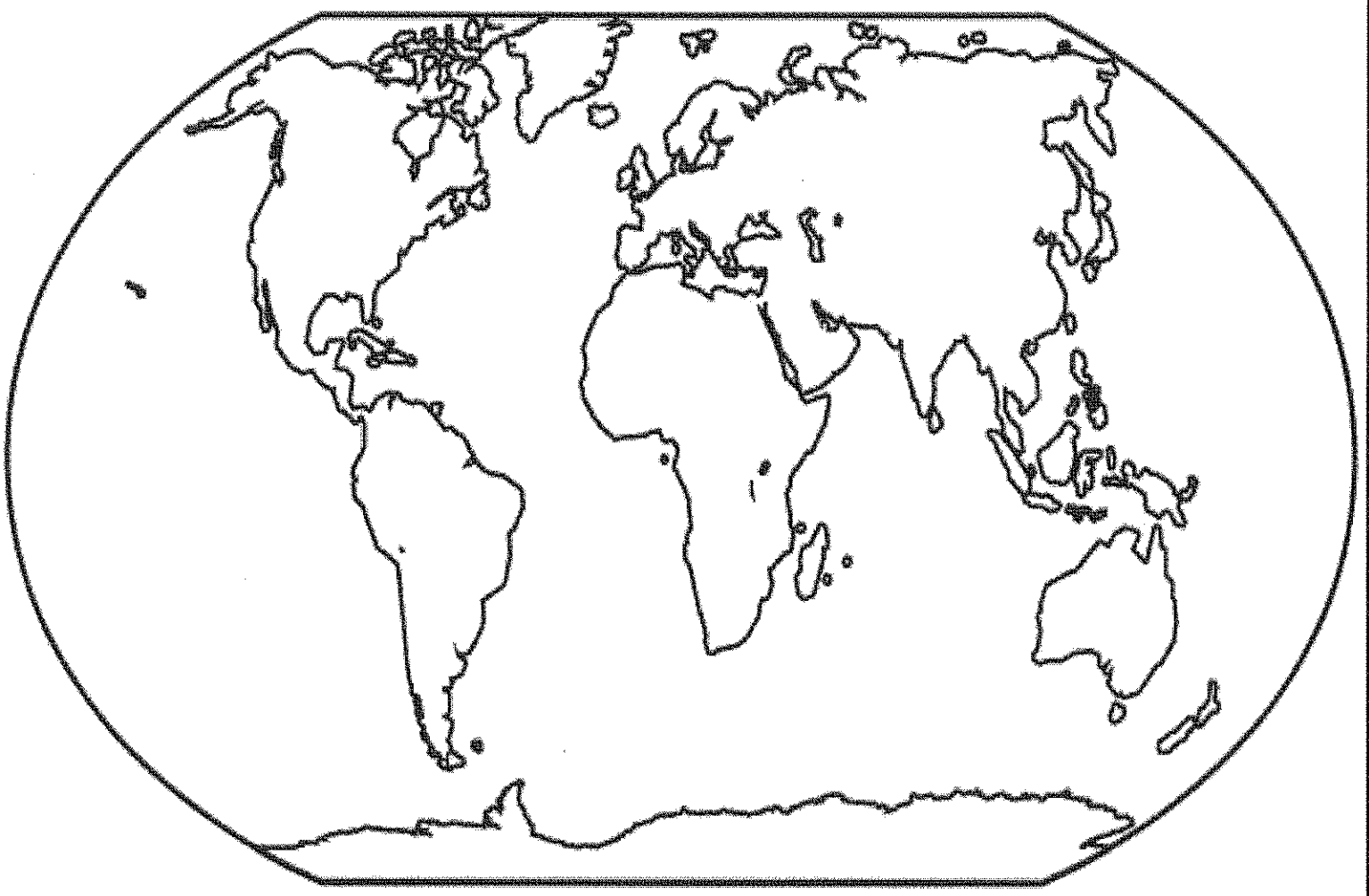
Name: _____

Explorer: _____



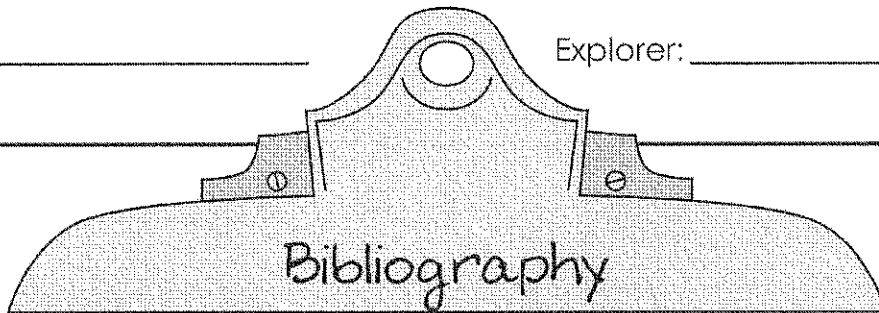
On the world map below, draw your explorer's route. Use red lines with arrows to mark the route from beginning to end.

Label his starting point and any important stops along the way. Label the oceans and areas explored.



Name: _____

Explorer: _____



List the books and websites where you found your information.

When you list a book, include the author's name and the title of the book.
When you list a website, list the url and a title of the article.

1. _____

2. _____

3. _____

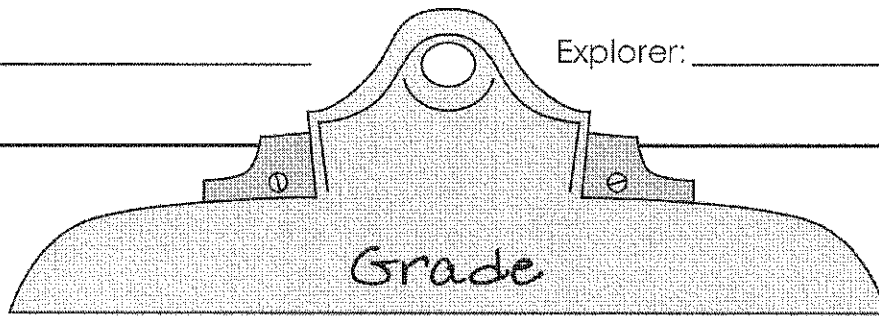
4. _____

5. _____

Name: _____

Explorer: _____

7



____ /10 **Portrait (Cover - Page 1)**

The portrait or glued picture accurately portrays the student's explorer. The portrait is neat and detailed.

____ /10 **Biographical Overview & Flag (Page 2)**

All questions are answered accurately. Student has researched all necessary information. The country's flag is drawn accurately and neatly.

____ /30 **Main Events Essay (Page 3)**

The essay accurately describes the purpose and main events of the explorer's journey. The essay mentions the starting point, lands discovered or explored, and the end of the journey. Essay is written in complete sentences with correct grammar, spelling, and punctuation.

____ /15 **Transportation and Crew (Page 4)**

There is a description of the crew, including the number of men that accompanied the explorer. The type of ships or transportation is described in detail. The picture is carefully and accurately drawn.

____ /15 **Map (Page 5)**

The map of the explorer's journey is accurate. Oceans and important places are labeled.

____ /10 **Bibliography (Page 6)**


Several sources of information are listed. Titles, authors, and website addresses are included.

____ /10 **Presentation**

Handwriting is clear and easy to read. Words are spelled correctly. There are no wrinkled or ripped pages in the packet.

_____ **Total Grade (out of 100)**

Comments: _____



List of Explorers

Ferdinand Magellan
Juan Ponce de Leon
Robert de LaSalle
Samuel de Champlain
Vasco de Gama
Bartholomew Diaz
Pedro Alvares Cabral
Amerigo Vespucci
Vasco Nunez de Balboa
James Cook
Sir Francis Drake
Leif Ericson
Francisco Coronado
Francisco Pizarro
Hernando de Soto

Explorer of your choice approved by teacher

You may not research the following explorers as
they have been discussed in class:

Marco Polo
Prince Henry
Christopher Columbus
John Cabot
Hernando Cortes
Jacques Cartier
Henry Hudson
Giovanni da Verrazano